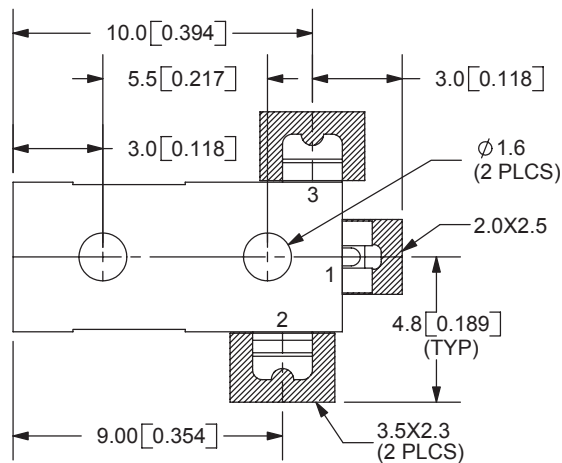
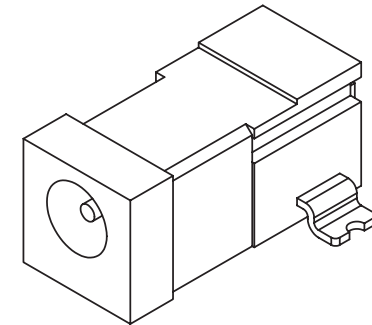
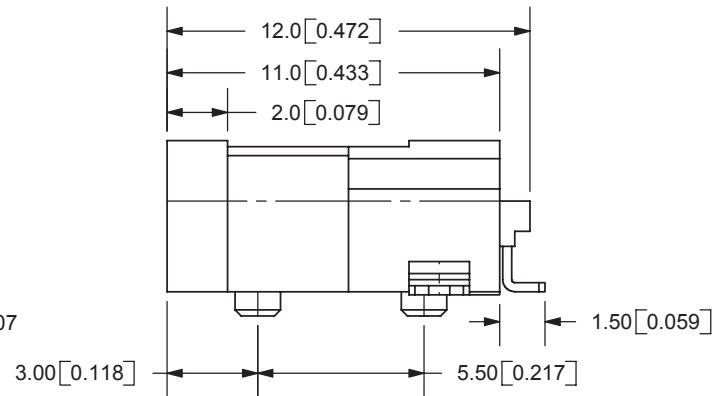
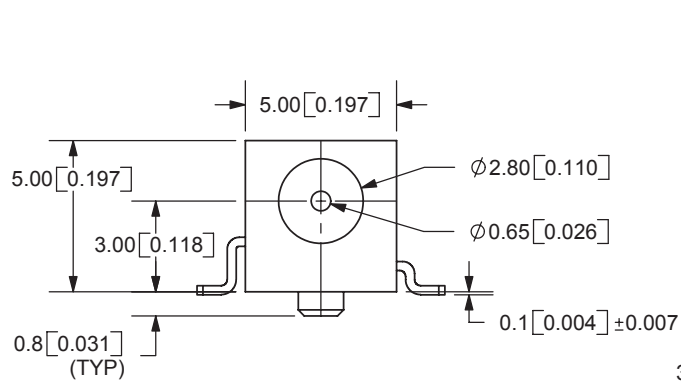
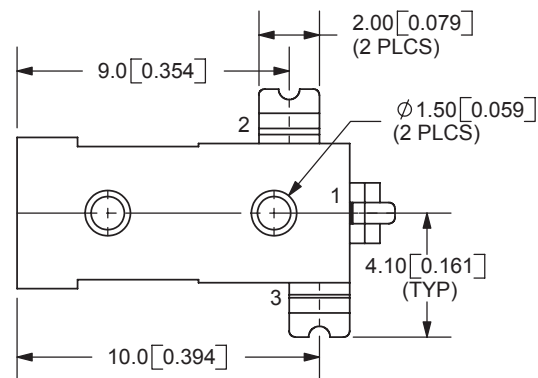


REV.	DESCRIPTION	DATE
A	NEW DRAWING	10/21/2005
B	dimension updated	5/23/2006
C	added TR package option and jack insertion depth	11/7/2012



PCB LAYOUT
TOP VIEW



Note:
Add suffix "-TR" to the model number for
tape & reel packaging

TOLERANCE:
X.X ±0.2mm
X.XX ±0.1mm
X.XXX ±0.05mm



MODEL NO.	PJ1-022-SMT
SCHEMATIC	

CENTER PIN DIAMETER 0.65mm
Jack Insertion Depth: 8.0mm

SPECIFICATIONS:
 RATING: 16V DC @ 2.5A
 CONTACT RESISTANCE: 30m OHMS MAX
 INSULATION RESISTANCE: 50M OHMS MIN: 500V DC
 VOLTAGE WITHSTAND: 500V AC R.M.S. FOR 1 MINUTE
 LIFE: 5,000 CYCLES
 OPERATING TEMP: -25° to 85°C

	MATERIAL	PLATING
CENTER PIN	Brass	Silver
TERMINAL 1	Brass	Silver
TERMINAL 2	Copper Alloy	Silver
TERMINAL 3	Brass	Silver
HOUSING	PA6T	



CUI INC

20050 SW 112th Ave.
Tualatin, OR 97062
Phone: 503-612-2300
800-275-4899
Fax: 503-372-1266
Website: www.cui.com

TITLE: 0.65mm DC POWER JACK, SURFACE MOUNT	REV: C
PART NO. PJ1-022-SMT	UNITS: MM [INCHES]
DRAWN BY: ZRJ	APPROVED BY:
	SCALE: 4:1

PC FILE NAME:
PJ1-022-SMT

COPYRIGHT 2012 BY CUI INC.